



MODERNTM
retail solutions

Dear Customer,

Welcome to the world of Modern Retail Solutions. At Modern, we have been working on merchandising solutions with retailers for the past 45 years. Whether it's a special promotion, a new product category, a remodel or even a new store, Modern has a merchandising solution for you. Our products always have you and your customers in mind and are designed to:

- Increase category sales and your sales per sq. ft.
- Enhance the visual merchandising and shopping experience for your guests
- Improve the labor efficiency for your associates and ultimately save you time and money

We have injection molding, profile extrusion, fabrication, assembly and warehousing capabilities all under one roof.

Our experienced team will help you find the right merchandising solution for your next promotion or project. Give Modern a call at 1.800.258.6197 and we will be glad to assist you. You can also check out our website at www.modernretail-solutions.com

As always, thank you for your business

Sincerely,
Modern Retail Solutions

Michael E. Diskin
President



Here's What's Inside...

4

TRAYS

10

FLORAL SHELVES

14

VASES

18

SHELF & WATERFALL SYSTEMS

22

BINS & ORGANIZERS

24

DISPLAYS

Didn't Find it....
We offer custom design and
fabrication.





TRAYS

Our trays offer many display options from flat to gravity fed adjustable angles, mounts and dividers.



Gravity Fed, 7 Roll Tray



48" Multi-purpose Tray
Removable Roll Inserts



24"-30" Multi-purpose Tray
Removable Dividers



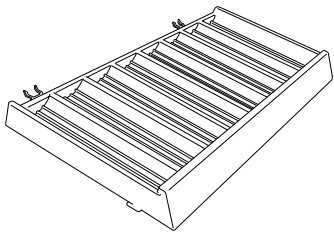
Multi-purpose Tray Pricing Door



48" Multi-purpose Tray w/Removable Dividers

TRAYS

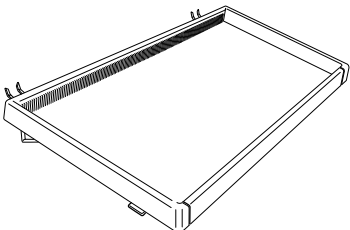
GRAVITY FED ROLL TRAY



Part No.	Size	Color
RT7ROW	OD: 29.75"L X 14"W (ID: 28"L X 11.5"DW) holds (7) 4" diameter rolls	Almond or Grey
RT8ROW	OD: 29.75"L X 14"W (ID: 28.25"L X 11.5"DW) holds (8) 3-1/4" diameter rolls	Almond or Grey

Slanted for gravity feed, showing the face of roll instead of edges.
Pegboard and Slotwall Friendly.

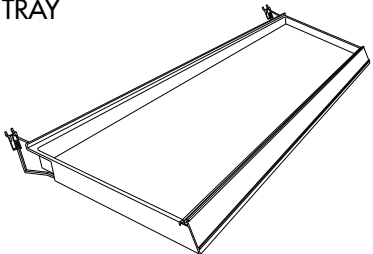
MULTI-PURPOSE TRAY



Part No.	Size	Color
RT24	24" Tray (24"L X 13" D X 1.75"H)	Almond or Grey
RT30	30" Tray (30"L X 13" D X 1.75"H)	Almond or Grey

Dividers Available. Divide Tray as needed. Dividers order separately.
Rotating door on front for pricing and SKU.
Pegboard and Slotwall Friendly.

48" MULTI-PURPOSE TRAY

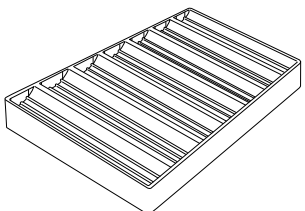


Part No.	Size	Color
RT48	48" Tray (48.5"L X 13.5" D)	Almond or Grey

Pegboard and Slotwall Friendly.

Extrusion on front for pricing and SKU information.
Divide Tray as needed. Dividers Available. Order Separately.

24" SEVEN ROLL INSERT



Part No.	Size	Color
RT124	Inside Dimensions 23" X 13"	Almond or Grey

Fits 48" Multi-purpose Tray
Fit neatly into tray. Use one or two per 48" Multi-purpose Tray,
No dividers necessary






A single tray can hold different size items with different dividers



Dual Ticket Strip



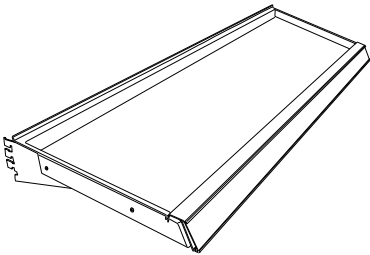
Tray w/Removable Dividers



Multi-purpose Tray with Roll Insert

MULTI-PURPOSE 48" ADJUSTABLE TRAY

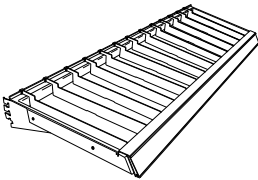
48" ADJUSTABLE ANGLE MULTI-PURPOSE TRAY	Part No. RT48AEXT	Size Inside Dimensions 48.5"W X 13.5"D	Color Almond or Grey
--	-----------------------------	--	--------------------------------



For Steel Upright Mounts
Adjustable bracket allows for flat or slanted mount angle in steel uprights.
Comes standard with ticket strip, optional dual ticket strip available.

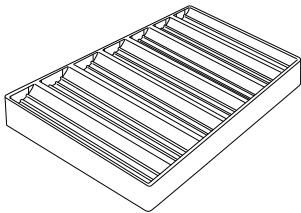
TRAY DIVIDERS

REMOVABLE DIVIDERS	Part No. RTDIV	Color Almond or Grey
--------------------	--------------------------	--------------------------------



Dividers available to fit all 48" Multi-purpose and Multi-purpose Adjustable Angle Trays. Call for details.

24" SEVEN ROLL INSERT	Part No. RT124	Size Inside Dimensions 23"W X 13"D	Color Almond or Grey
-----------------------	--------------------------	--	--------------------------------



Fits 48" Multi-purpose Tray
Fits neatly into tray. Use one or two per 48" Multi-purpose Tray,
Use with or without other dividers. No other dividers are necessary.





FLORAL SHELVES

Unique Floral Shelf design allows users to create stunning visual displays.
The slanted shelf is designed to engage customers allowing for maximum visual impact.

For Displays that are...

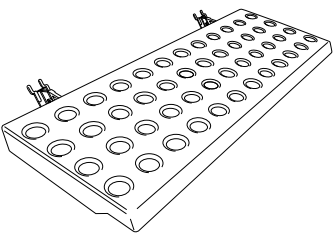
- Beautiful
- Color Blocked
- Organized
- Easy to Shop and Maintain
- Safe and Customer Friendly





FLORAL SHELVES

FLORAL SHELVES



Part No.	Size	Color
BS30PM	48 Hole Floral Shelf: 30"W X 11"D	Almond or Grey
BS48PM	72 Hole Floral Shelf: 48"W X 11"D	Almond or Grey

Recommended for End Cap Promotions & Planogram Sections.

Pegboard and Slotwall Friendly.
Plastic or metal fangs available.





VASES

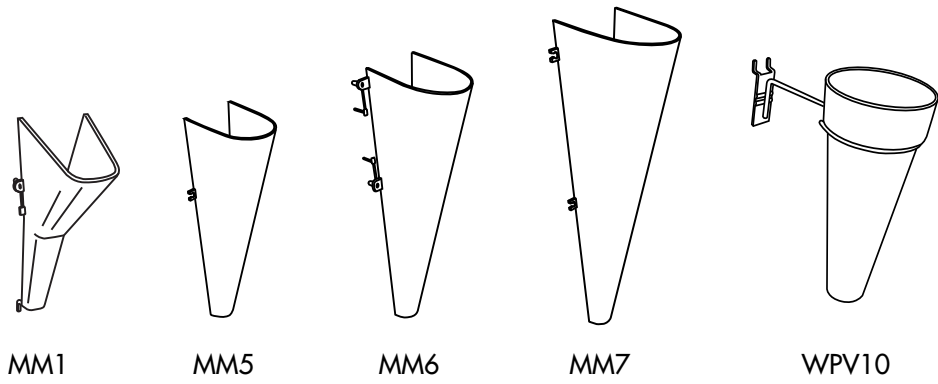
Our unique vase designs allow you to organize and merchandise in many creative ways!

Build small sections, or create large crowd pleasing displays with the versatility and freedom to fit any space.





VASES

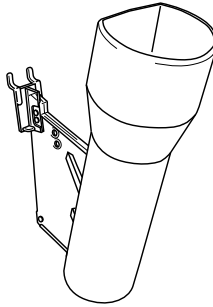



	Part No.	Size	Color*
MODERN 1 VASE	MM1	11" Deep	Almond, Grey
MODERN 5 VASE	MM5	13" Deep	Almond, Grey
MODERN 6 VASE	MM6	16" Deep	Almond, Grey
MODERN 7 VASE	MM7	19" Deep	Almond, Grey
WATERPROOF VASE	WPV10	10" Deep, 4-3/4" DIA. includes hanger	Black

All are Pegboard or Slotwall Friendly.
 * Custom colors available. Call for a quote on your color choice.

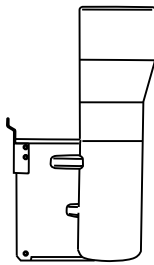
To achieve a waterfall effect with multiple layers of Degree Angle Vases use them in sequence from DAV0 at the top, then DAV10, DAV19 and at the bottom DAV30.

This will allow a solid wall of flowers that do not inhibit each other.

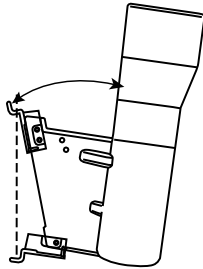
DEGREE ANGLE VASE	Part No.	Size	Color
	DAV0	Straight Angle Vase w/Bell Mouth, 12" Deep	Grey
	DAV10	10° Angle Vase w/Bell Mouth, 12" Deep	Grey
	DAV19	19° Angle Vase w/Bell Mouth, 12" Deep	Grey
	DAV30	30° Angle Vase w/Bell Mouth, 12" Deep	Grey
Pegboard or Slotwall Friendly. Recommended for Silk Flowers, Flags or Pet Wands.			

DEGREE ANGLE VASE EXTENSION	Part No.	Size	Color
	DAVEXT	4" Extension for 0°, 10°, 19°, or 30° Degree Angle Vases	Grey
Multiple Extensions may be added to accommodate long stem items.			

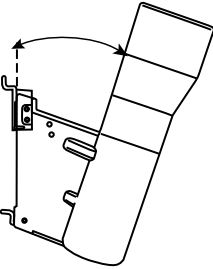
DEGREE ANGLE VASE KIT	Part No.	Size
	DAVK	Kit includes 6 each: DAV0, DAV10, DAV19 and DAV30 Degree Angle Vases listed above and 6 extensions. When positioned vertically they create a waterfall effect. (See column to right).



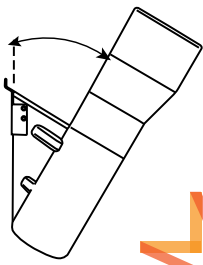
DAV0



DAV10



DAV19



DAV30






SHELF & WATERFALL SYSTEMS



A great solution for neat and clean merchandising of craft products, stationary, pet & animal leashes, health and beauty products, gift bags, scarfs, etc.



Two Rail Option



Brackets & Rails Snap Together



Easy to Assemble



10" Paper Tray w/Fence



Fences in 3" or 4" Heights



20" Paper Tray w/Fence

WATERFALL SYSTEMS

- Each set of brackets and rails are independent from the others.
- Use what you need for the items you have. Rails are up to 48" long.
- Brackets allow you to step out 1" if necessary.
- Center support bracket recommended for over 30" rail.
- Rail accepts 3/16" all wire peghooks.
- A "softer" look than metal systems.
- 20lb weight capacity per rail.

8 STEP 30" WATERFALL

Part No.	Size	Color
WS308R	30"L X 2.375" TO 14.5" D	Almond or Grey

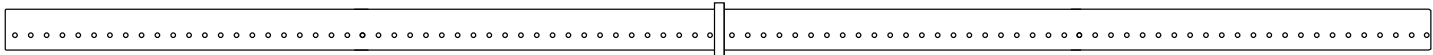
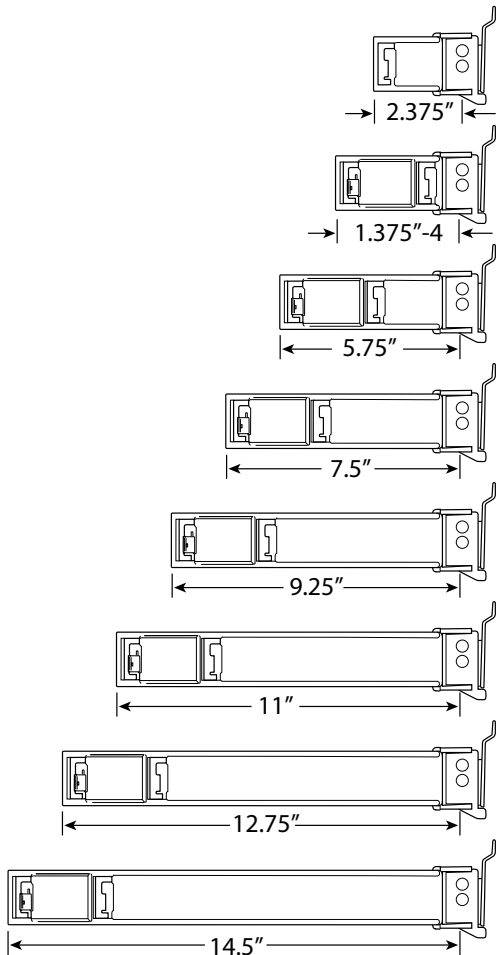
8 STEP 48" WATERFALL

Part No.	Size	Color
WS488R	48"L X 2.375" TO 14.5" D	Almond or Grey

8 STEP 48" WATERFALL w/CENTER BRACKET

Part No.	Size	Color
WS488RBC	48"L X 2.375" TO 14.5" D	Almond or Grey

Pegboard and Slotwall Friendly.

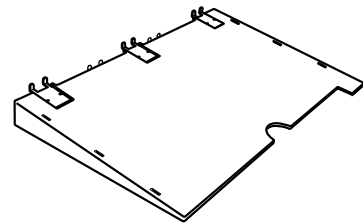


Bar can be expanded up to 48" long.
Center support bracket (#WS488RBC) recommended for rails over 30" long.

SHELF SYSTEMS

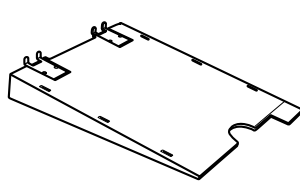
Pegable design allows for placing a shelf every 3" or 4" apart.
Available with or without removable side fence.

20" PAPER SHELF



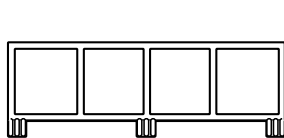
Part No.	Size	Color
FS2012	20"L X 12"W	Almond or Grey
Available with or without removable side fence. Fits on any 1/4" hole pegboard or slotwall		
Pegboard and Slotwall Friendly.		

10" PAPER SHELF

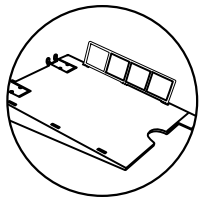


Part No.	Size	Color
FS1012	10"L X 12"W	Almond or Grey
Available with or without removable side fence. Fits on any 1/4" hole pegboard or slotwall.		
Pegboard and Slotwall Friendly.		

PAPER SHELF FENCE



Part No.	Size	Color
FSF2	3"L X 6"W	Almond or Grey
FSF2	4"L X 6"W	Almond or Grey



Shelf Fence Fits both 10" and 20" Paper Shelves
Simply snap into slots on either end of the shelf.

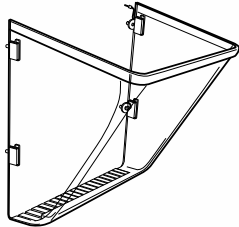


BINS & ORGANIZERS

Combat clutter with Modern's customizable organizer bins. A range of divider options allows you to choose configurations that best suit your merchandise needs!

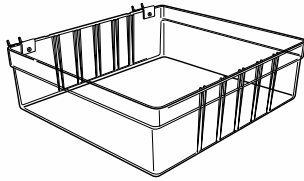


BULK ANGLE BIN



Part No.	Size	Color
MM4C	12" X 8" X 11" Pegboard and Stotwall Friendly	Clear
MM4O	12" X 8" X 11" Pegboard and Stotwall Friendly	Almond

ORGANIZER BIN




Part No.	Size	Color
OCPM	14" X 13" X 4" Divider Not included Pegboard and Stotwall Friendly	Clear
CCOD12P	14" X 13" X 4" Bin w/12 POCKET DIVIDER SET	Clear
CCOD9P	14" X 13" X 4" Bin w/9 POCKET DIVIDER SET	Clear
CCOD8P	14" X 13" X 4" Bin w/8 POCKET DIVIDER SET	Clear



DISPLAYS

Custom displays designed to catch your customers attention.

These displays can easily be moved to seasonal areas, checkout registers or even outdoors, with no need for additional shelving units.



Floral Powerwing Display



Space Saver Tower

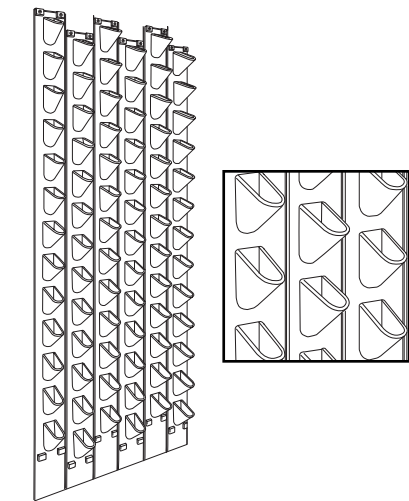


Type 6
Floral Vase
Rotating
Display



DISPLAYS

FLORAL POWERWING/
SIDEKICK DISPLAYS

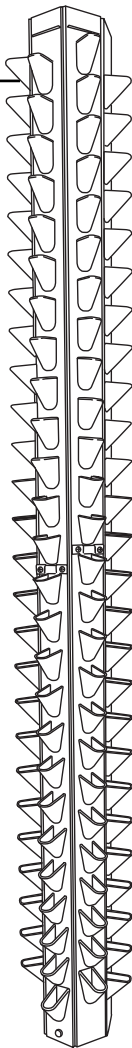


Part No.	Size	Color
PW130	69"H X 13"W 130 Floral Pockets	Grey

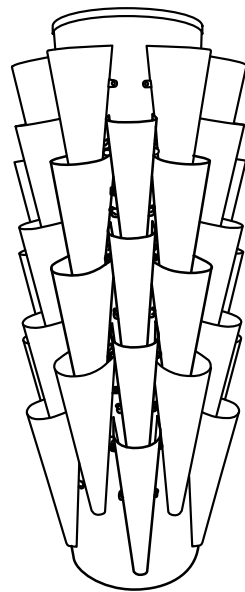
PW65	35"H X 13"W. 65 Floral Pockets	Grey
------	-----------------------------------	------

SPACE SAVER TOWER

Part No.	Size	Color
BT156VS	72"H X 13.5" DIA. 156 Floral Pockets includes spinner base	Black



MODERN VASE DISPLAYS*



Part No.	Size	Color
BT48MM6	65"H X 26"DIA. 48 (#6) 16" deep vases includes spinner base	Grey
BTS48MM5	65"H X 26"DIA. 48 (#5) 13" deep vases includes spinner base	Grey
BTS72MM1	65"H X 26"DIA. 72 (#1) 11" deep vases includes spinner base	Grey
BTS96MM1	65"H X 21"DIA. 96 (#1) 11" deep vases includes spinner base	Grey
BTS48MM7	65"H X 21"DIA. 48 (#7) 19" deep vases includes spinner base	Grey


* Made to order, call for lead time. Can ship assembled or unassembled.



You Deserve Some FRESH Flowers Today!

Cross merchandise. Move them where you want them! Allows fresh floral placement anywhere in the store.

Place near wine or gift area as a reminder to bring/send flowers!

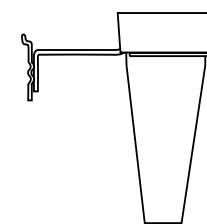


WATERPROOF FRESH FLORAL VASE WITH WALL MOUNT BRACKET

Part No.
WPV10

Size
10"D, 4-3/4" DIA.
(includes hanger)

Color
Black



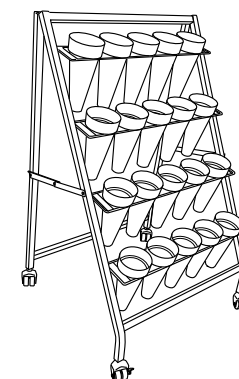
WATERPROOF FRESH FLORAL VASE CART DISPLAY

Part No.
MFD20

Size
29"W x 26"D x 47"H

Color
Black

Lightweight foldable 20lb cart.
Virtually no assembly required!
Holds 20 waterproof vases.



[illegible]



MODERN[™]
retail solutions

10421 Industrial Dr.
Garrettsville, OH 44231
800.258.6197 • Fax: 330.527.2440

www.Modern-RetailSolutions.com